

# User Recommendations

for ICARE Technologies Aeklys® Products

## User guide copyright

This user manual is protected by intellectual property and copyright law. Any reproduction, modification, representation and/or publication without the prior agreement of ICARE Technologies is strictly forbidden. You may print out this user manual for your personal use only.

If you have any questions, please contact ICARE Technologies by e-mailing: [support@icaretech.fr](mailto:support@icaretech.fr).

## Legal notice

By using your Aeklys®, you expressly agree to the General Terms and Conditions of Use for ICARE Technologies Products and Services, available on our website.

The screenshots contained in this manual are used for explanation purposes.

Your screens may differ from the screenshots in this manual.

## Contents

<b><i>Safety instructions – read before use</i></b> .....	<b>3</b>
1. Use and storage .....	3
2. Watertightness .....	3
3. Protective treatment against viruses and bacteria .....	3
4. Repair .....	3
5. Personal data.....	4
6. User precautions.....	4
<b><i>Configuring</i></b> .....	<b>5</b>
1. Your Aeklys® .....	5
2. Minimal configuration required.....	6
3. The Aeklys® application .....	6
4. Configure your Aeklys® .....	6
5. Wearing your Aeklys® .....	7
6. Unlinking your Aeklys® .....	8
<b><i>Measuring your finger circumference</i></b> .....	<b>9</b>
1. Finger Sizer application.....	9
<b><i>Cleaning and maintenance</i></b> .....	<b>10</b>
1. Cleaning your Aeklys® .....	10
2. Updating the Aeklys® application .....	10
<b><i>Technical characteristics</i></b> .....	<b>11</b>
1. Aeklys® general characteristics.....	11
2. Aeklys® technical characteristics .....	11
3. Configurations supported by Aeklys® .....	11
4. Compatible devices.....	12
5. Compatible operating systems .....	12
<b><i>Warranty</i></b> .....	<b>13</b>
<b><i>Security</i></b> .....	<b>14</b>
1. Use of the UID .....	14
2. Security of different MIFARE® configurations.....	14

## Safety instructions – read before use

### 1. Use and storage

- Use your Aeklys® within a temperature range between -10 °C and 45 °C,
- When not in use, the product must be stored in a clean, dry place at a temperature between -10 °C and 45 °C,
- Avoid extreme temperature changes,
- Avoid any type of shock – physical, thermal or other – which may damage and/or scratch the external and/or internal components of your Aeklys®,
- Keep your Aeklys® and its accessories away from children. Aeklys® and its components may present a choking hazard.

### 2. Watertightness

Your Aeklys® is IP57 certified and can withstand immersion at a maximum depth of 1 metre. The following user recommendations nonetheless apply:

- Do not use the Wave Control® feature of your Aeklys® when you are under water,
- Avoid prolonged exposure to salt water. Make sure you rinse your Aeklys® in fresh water after it has been immersed in salt water,
- Avoid exposing your Aeklys® to chemicals like solvents, detergents, perfumes or cosmetics, which may be damaging or abrasive,
- Avoid extreme environments (sauna, steam bath, cryotherapy, etc.).

### 3. Protective treatment against viruses and bacteria

Your Aeklys® has been treated with Liquid Guard®, an anti-microbial substance offering protection against viruses and bacteria.

- The Liquid Guard® treatment conforms to the ISO 21702:2019 and ISO 22196 – JIS 280 2010 standards. It destroys 99.8% of viruses and coronaviruses, and 99.9% of bacteria and fungi,
- The Liquid Guard® treatment conforms to the ISO DERMATEST® standard and poses no risk to health. Due to this anti-microbial treatment, we recommend consulting a doctor before wearing your Aeklys® in order to check that you have no medical counter-indications to the Liquid Guard® anti-microbial treatment. ICARE Technologies shall under no circumstances be held liable for any cutaneous reaction linked to direct or indirect contact with the anti-microbial treatment applied,
- The Liquid Guard® treatment is guaranteed for one (1) year following the date of application. The certificate of application inserted into your Aeklys® box proves that the treatment has taken place.

### 4. Repair

- Do not attempt to repair or modify your Aeklys® yourself. Maintenance and repairs not described in this user manual must be carried out by professional technicians. Any internal or external modification of Aeklys® will cause the warranty to be revoked,
- The age of materials and level of maintenance can affect the watertightness of your Aeklys®,

- Watertightness cannot be guaranteed permanently.

## 5. Personal data

- Please refer to our Privacy Policy for ICARE Technologies Products and Services, available on our website.
- Check that your Aeklys® account password is strong enough to prevent anyone else from accessing your account.
- We recommend protecting access to the Aeklys® application with an additional code and/or Touch ID®/Face ID® on your Smartphone. You can do this from the application by going to Settings and enabling Touch ID®/Face ID® and code for iOS®. Biometric security measures and/or code for Android® are also recommended.

## 6. User precautions

- Aeklys® may cause skin irritations,
- Prolonged contact may contribute to a skin irritation or allergies in some users. In order to reduce irritation, please follow these recommendations:
  - Aeklys® must be clean and dry, and must not be worn too tight. It must be removed for at least one hour after prolonged wear in order to give your finger a rest,
  - If you notice any skin irritation, remove Aeklys®. If symptoms persist for more than 48 hours after removal, consult your doctor. Aeklys® contains electronic systems that may cause injury in the event of improper use,
  - If you experience pain, tingling, numbness, burning, discolouration, or stiffness in your fingers or hands during or after wearing Aeklys®, stop using it,
  - Do not try to open or disassemble your Aeklys®. Either of these actions may pose a risk to your safety or that of those around you, and shall void the warranty,
  - Do not use your Aeklys® if it is or seems to be damaged,
  - Do not ingest your Aeklys®
  - The substances contained in Aeklys® may be harmful to the environment or cause injury if handled and/or disposed of improperly,
  - Do not expose your Aeklys® product to extreme temperatures,
  - Do not use abrasive products to clean your Aeklys® product
  - Remove your Aeklys® if it feels hot,
  - Do not throw your Aeklys® into fire,
  - For more information, please refer to <https://icaretechnologies.com>.

**WARNING:** Please consult your doctor before use if you have, or think you may have, any illnesses that could be affected by wearing Aeklys®.

**WARNING:** this product is not a toy. Do not allow children or pets to use your Aeklys® product. Aeklys® and its components may present a choking hazard if ingested.

## Configuring

### 1. Your Aeklys®

Aeklys® is first and foremost a payment method for use at all EMV® payment terminals.

It can also integrate various services, providing you with a range of services according to availability and your subscriptions, including but not limited to:

- Cashless payment,
- Stadium ticketing,
- Resort ticketing,
- Public transport ticketing,
- Airport ticketing,
- Fuel badge,
- Parking badge,
- Infrastructure badge,
- Gym badge,
- Home automation badge,
- Printer badge,
- Vehicle badge,
- Medical badge,
- Loyalty card,
- Business card,
- Insurance,
- Concierge services.

From the Aeklys® application, you can access your full "smart" activity data history and manage the various services. The black part of your Aeklys® contains an antenna certified for banking transactions.



## 2. Minimal configuration required

Internet access is needed to:

- Download the Aeklys® application,
- Set up and put credit on your Aeklys®,
- Retrieve your Aeklys® usage archives.
- Active and deactivate your Aeklys® bank account.

To set up your Aeklys®, you need an Android® or iOS® device.

You need to be using certain versions of the Android® or iOS® operating systems to be able to install and run the Aeklys® application. You can find more information and details of supported versions at <https://aeklys.com/devices>.

We also recommend using the latest available version of the Aeklys® application in order to make the most of all its services.

## 3. The Aeklys® application

Please read the General Terms and Conditions of Use of the Applications for ICARE Technologies Products and Services, available on our website.

Use the Aeklys® application to configure your Aeklys® and make the most of all its services.

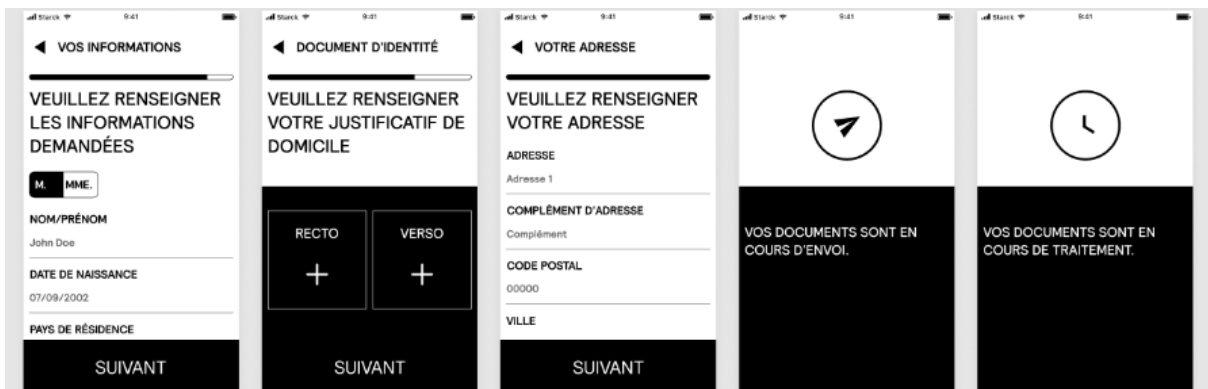
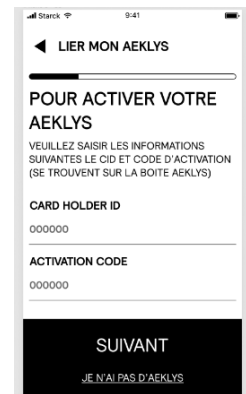
If the Aeklys® application is not yet installed on your smartphone, please download it via Play Store® for Android® or App Store® for iOS®.

The application will automatically be set to the language of your device. To change the language of your Aeklys® application, please change the language of your Android® or iOS® device.

## 4. Configure your Aeklys®

Once installed, the Aeklys® application will ask you to create an Aeklys® user account. Creating this account involves validating a **phone number** and **e-mail address**, and agreeing to the **General Terms and Conditions of Use** of the various services offered.

To activate the payment service for your Aeklys®, you must enter two codes to identify your Aeklys®, which are available in its box. The next step requires validation of your identity and is based on the analysis of information and documents that you will be asked to provide.



Once sent securely via the Aeklys® application, your documents are analysed and checked within 48 hours. If the documents are validated, you will have access to the Aeklys® payment service.

If your attempt is unsuccessful, you will need to start the process again, paying attention to the following items of information amongst others:

- Check the expiry date of the documents provided,
- Check that transcribed information is accurate and matches the original,
- Check that the documents provided are clear and legible.

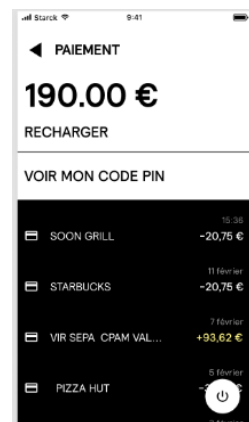
These documents are checked by an independent body accredited by the Financial Conduct Authority (FCA). Therefore ICARE Technologies cannot be held liable for an identity check resulting in validation or rejection. For more information, please contact [support@icaretech.fr](mailto:support@icaretech.fr)

Once your identity has been validated, you can access your Aeklys® bank account. This account can be credited by bank transfer or card payment in the application. Fees may apply depending on the top-up method chosen.

This account will enable you to consult your Aeklys® usage archives, be informed in real time of its usage, and enable or temporarily disable the payment capacity of your Aeklys®.

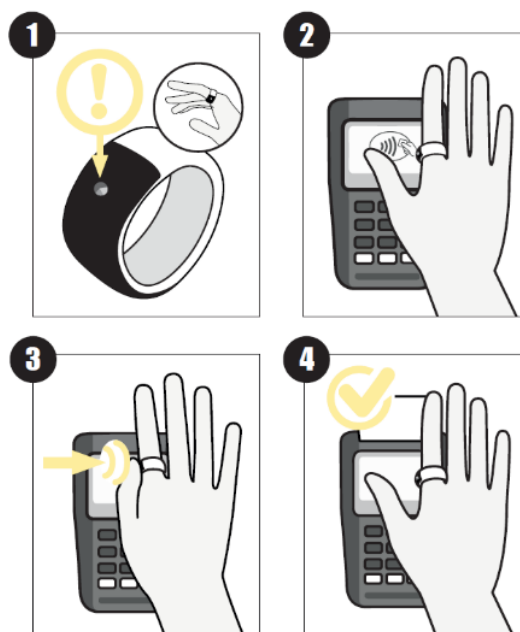
The Aeklys® application allows you to add services to your Aeklys®, subject to availability. To do this, go to the "Services" tab, choose the services you wish to add to your Aeklys® from the catalogue, and follow the instructions.

NB: the payment service provided with your Aeklys® cannot be enabled for minors under French regulations.



## 5. Wearing your Aeklys®

You can wear your Aeklys® on any finger. Nonetheless, we recommend wearing it on the index finger of your non-dominant hand with the Wave Control® facing the thumb and the "Aeklys" logo facing downwards, so you can make the most of the intuitiveness and user comfort designed by Philippe Starck.



## 6. Unlinking your Aeklys®

By unlinking your Aeklys®, you can delete it from your account in the Aeklys® application. Once unlinked from your account, it can no longer be used or linked to another account.

Unlinking your Aeklys® will not delete any data that has been synchronised with the Aeklys® application.

To unlink your Aeklys®, you can contact [support@icaretech.fr](mailto:support@icaretech.fr) and a technician will guide you through the process.



## Measuring your finger circumference

### 1. Finger Sizer application

In order to ensure that your Aeklys® fits perfectly, you need to measure your finger circumference and choose the closest size when ordering (sizing up if in doubt).

The Finger Sizer app developed and patented by ICARE Technologies helps you to measure your finger circumference. You can download it for free via Play Store® for Android® or App Store® for iOS®.

After choosing the finger that you want to measure, just place your finger on the screen and adjust the scroll wheel at the edge of the screen. You can also find out your finger circumference using a ring that already fits your finger. In both cases, the application offers a tutorial to help you measure your finger circumference.

To use this application, you need an Android® or iOS® device.

You need a certain version of the Android® or iOS® operating systems to be able to install and run the Aeklys® application. You can find more information and details of supported versions at <https://aeklys.com/devices>.



## Cleaning and maintenance

### 1. Cleaning your Aeklys®

We recommend cleaning your Aeklys® regularly. To clean Aeklys®, follow the steps below:

- Remove your Aeklys® from your finger,
- Wet your Aeklys® with warm water and rub with hypoallergenic soap to clean it,
- Rinse in running water,
- Dry with a lint-free cloth,
- Leave your Aeklys® to dry out completely before wearing it again.

**WARNING:** Failure to wash your Aeklys® regularly will expose you to the risk of skin irritation.

### 2. Updating the Aeklys® application

We regularly offer you new versions of the Aeklys® application so you can benefit from the latest services added to our products.

When a new update is available, the Aeklys® application invites you to download and install it through the Google Play Store or App Store. For some updates considered critical, we will deliberately block access to the application until the update is completed.

## Technical characteristics

### 1. Aeklys® general characteristics

- External structure material: ABS and TPU,
- Thickness of Aeklys®: between 4.9 and 3.1 mm,
- Size, inside diameter and nominal perimeter
  - Size 56: 53.8 mm,
  - Size 58: 55.7 mm,
  - Size 62: 59.5 mm,
  - Size 64: 61.4 mm,
  - Size 66: 63.4 mm,
  - Size 68: 65.3 mm,
  - Size 72: 69.1 mm,
  - Size 74: 71.0 mm.
- Nominal weight of Aeklys®: 5 grams
- Watertightness: IP57.
- Surface treatment: anti-microbial Liquid Guard® (ISO 21702:2019 and ISO 22196 – JIS 280 2010 standards)

### 2. Aeklys® technical characteristics

- Communication: NFC 13.56 Mhz,
- Communication Standard: ISO 14443-4 Type A,
- Secure Element: NXP® SmartMX2 P60,
- SE security level: EAL6+ & EMVCo L2,
- Encryption of stored information: AES 256 bits,
- Encryption of exchanged information: AES 256 bits,
- Antenna: Proprietary design,
- Antenna Standard: EMVCo L1,
- Electronics: Proprietary design,
- Reading distance: 0 to 4 cm.

### 3. Configurations supported by Aeklys®

Aeklys® uses innovative security architecture by NXP® Semiconductors to ensure secure transactions.

Aeklys® is also compatible with the following configurations:

- EMV®,
- EMV® & MIFARE® Classic 4K,

- EMV® & MIFARE® Plus 4K,
- EMV® & MIFARE® DESFire EV1 8K.

#### 4. Compatible devices

- iPhone® 4s and later,
- Android® devices,
- Aeklys® cannot be started up from a computer.

#### 5. Compatible operating systems

You need a certain version of the Android® or iOS® operating systems to be able to install and run the Aeklys® application. You can find more information and details of supported versions at <https://aeklys.com/devices>.

## Warranty

Aeklys® commercial warranty limited to 2 (two) years.

ICARE Technologies SAS, having its registered office at Immeuble Castellani, 4 Avenue du Mont Thabor, 20090 AJACCIO, FRANCE ("ICARE Technologies"), guarantees Aeklys® branded equipment ("Aeklys®") against defects in materials and workmanship, when used in accordance with these User Recommendations for the Aeklys® product range, provided that they occur within 2 (two) years following the initial date of purchase by the end user of the new Aeklys® from a professional ("Warranty Period").

The published recommendations include in particular the technical specifications, safety instructions and Aeklys® user manuals.

ICARE Technologies does not guarantee that the operation of your Aeklys® will be uninterrupted or error-free.

ICARE Technologies shall not be held liable for any damage arising from failure to follow the Aeklys® user instructions.

The warranty does not extend to:

- Normal wear and tear such as alteration of colour and/or material,
- Any damage to the device resulting from abnormal or excessive use, negligence or lack of care, or accidental damage (such as blows or indentations),
- Any indirect damage of any kind.

## Security

### 1. Use of the UID

Regardless of configuration, if only using the UID serial number, the user does will benefit from any of the advantages of the embedded hardware and software technologies for increased security.

### 2. Security of different MIFARE® configurations

The electronic card in your Aeklys® has an integrated microprocessor for fast cryptographic calculations.

In many systems, particularly in public transport, MIFARE® DESfire cards are replacing MIFARE® Classic cards, which are considered too vulnerable.

Aeklys® can be used in nearly all areas of access control but is preferred for applications requiring a high level of security.

When used in EMV & MIFARE Classic or EMV & MIFARE Desfire configurations, the behaviour, characteristics and security of functions related to MIFARE CLASSIC and MIFARE DESFIRE are strictly identical to those provided by the manufacturer NXP and can be viewed here:

[MIFARE CLASSIC](#)

[MIFARE DESFIRE](#)

Reference: user-manual/20200110

Last Updated: 10 January 2020

Previous Versions: 7 July 2019